

Drugs in Europe - Answers

The following images compare some drug information across European countries.

Look at the images below and answer the following questions:

Q1: Which country has a higher rate of cannabis use among young adults, Norway or Spain?

A1: Spain

Q2: Which country has the highest, and lowest, rate of cocaine use amongst young adults?

A2: Highest – UK, Lowest – Turkey (no data for Malta).

Q3: In which countries is the use of MDMA among young adults higher than the UK?

A3: The Netherlands and Ireland

Q4: Which of these drugs is used least by young adults in the UK?

A4: Amphetamines

Q5: Which country has the highest rate of high-risk opioid use? Which has the lowest? [note this is not all opioid use]

A5: Highest – UK, Lowest – Hungary

Q6: How many cases/million of drug-induced mortality are there among adults in the UK? Roughly, how many people dying does this equate to? (Current UK population = about 66 million).

A6: 73.6 cases/million, = 4,858 per year ($66 \times 73.6 = 4,857.6$).

Q7: Which country has the lowest newly diagnosed HIV infections caused by injecting drug use? How does the UK compare?

A7: The Netherlands. UK – 1.7 cases per million. [This is the only measure covered here that is better in the UK than from the previous report from 2017. All other measures covered here are worse in the UK than in 2017.]

Q8: After answering these questions, have a discussion about what impact these rates and figures will have in the different countries. Why might there be differences? Do statistics tell us everything?

(These graphics have been taken from the [United Kingdom Country Drug Report 2019, by the EMCDDA](#), [accessed 23/10/2020])

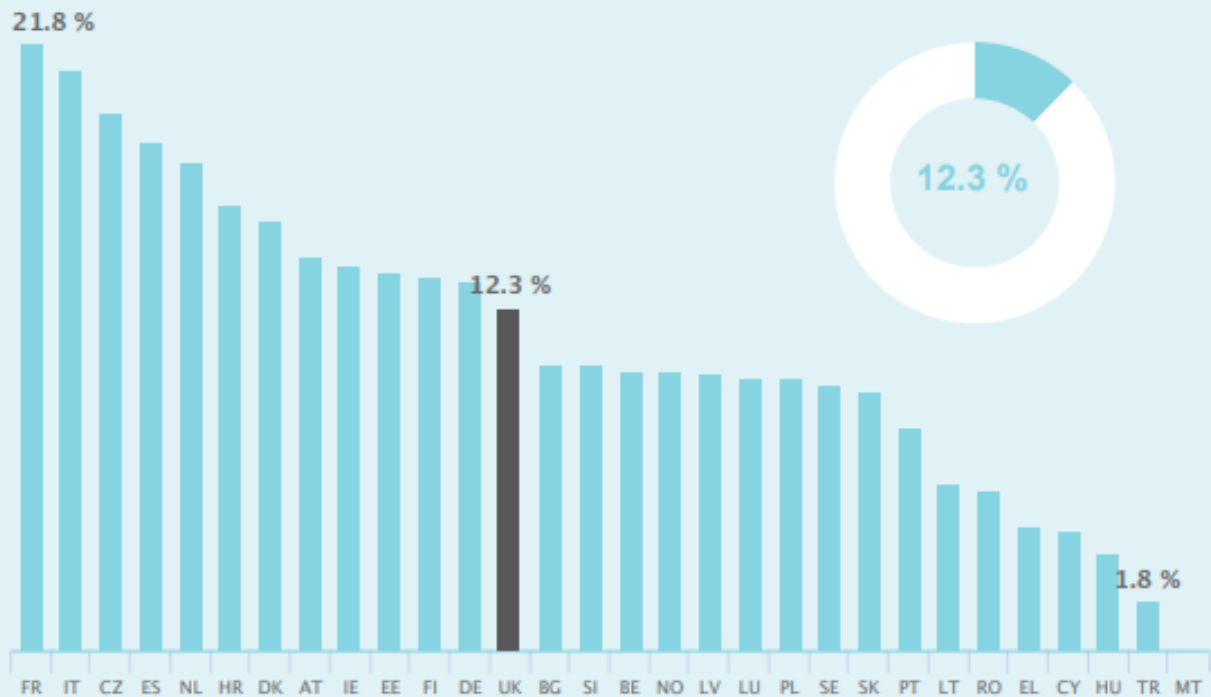
NB: Caution is required in interpreting data when countries are compared using any single measure, as, for example, differences may be due to reporting practices. Detailed information on methodology, qualifications on analysis and comments on the limitations of the information available can be found in the EMCDDA Statistical Bulletin. Countries with no data available are marked in white.)

This key might be useful for identifying countries within the images:

Countries Key					
Austria	AT	Germany	DE	Norway	NO
Belgium	BE	Greece	EL	Poland	PL
Bulgaria	BG	Hungary	HU	Portugal	PR
Croatia	HR	Ireland	IE	Romania	RO
Cyprus	CY	Italy	IT	Slovakia	SK
Czech Republic	CZ	Latvia	LV	Slovenia	SI
Denmark	DK	Lithuania	LT	Spain	ES
Estonia	EE	Luxembourg	LU	Sweden	SE
Finland	FI	Malta	MT	Turkey	TR
France	FR	Netherlands	NL	United Kingdom	UK

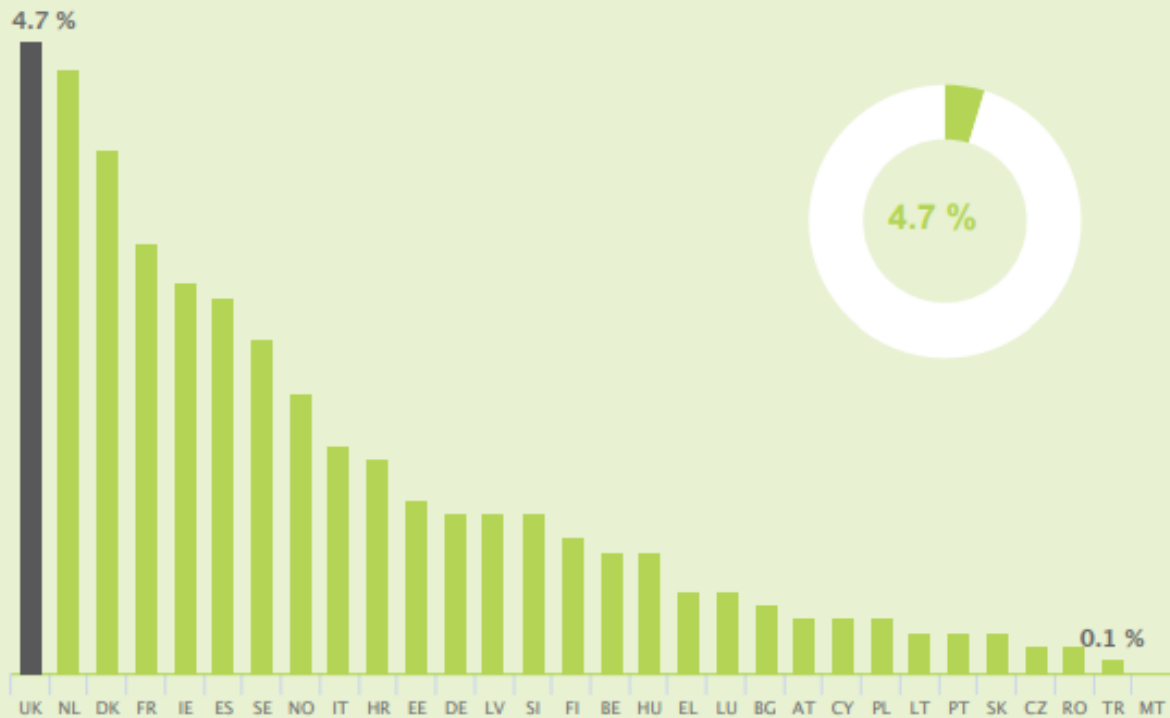
Cannabis

Last year prevalence among young adults (15-34 years)



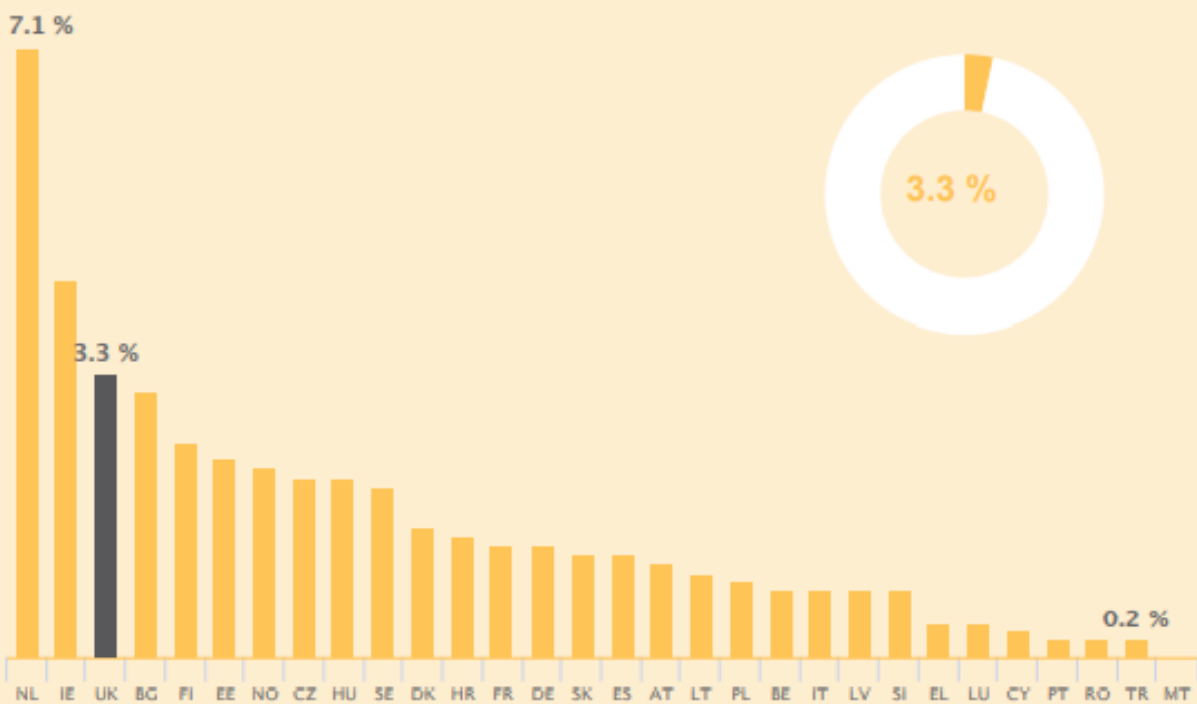
Cocaine

Last year prevalence among young adults (15-34 years)



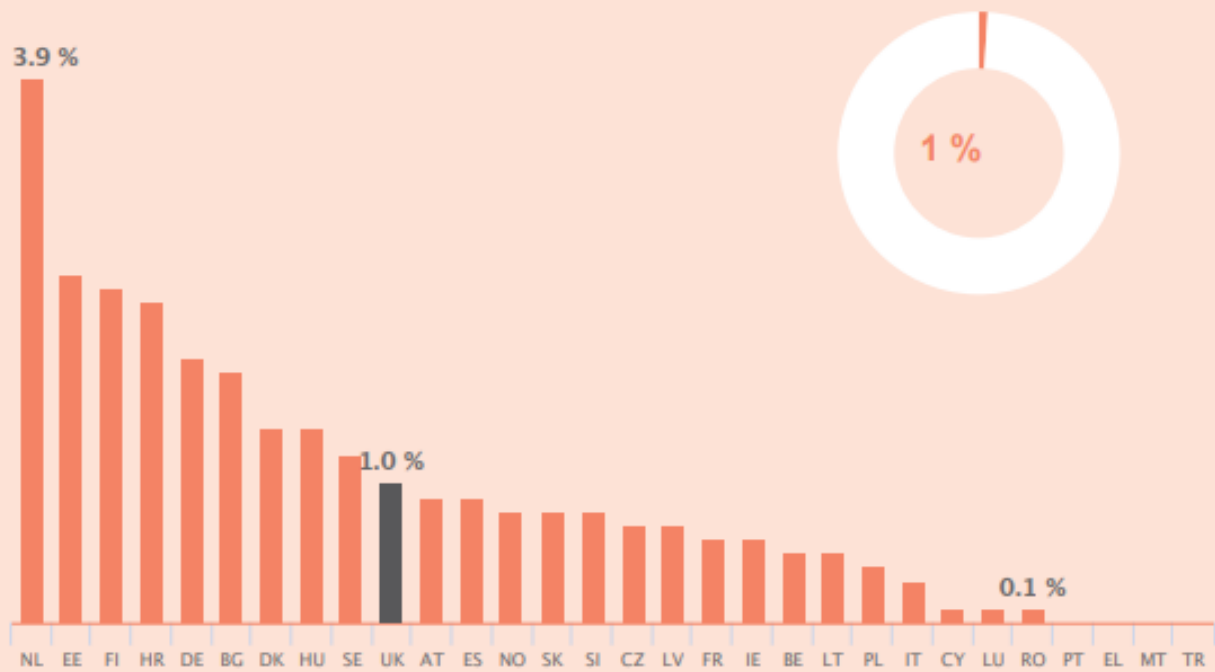
MDMA

Last year prevalence among young adults (15-34 years)



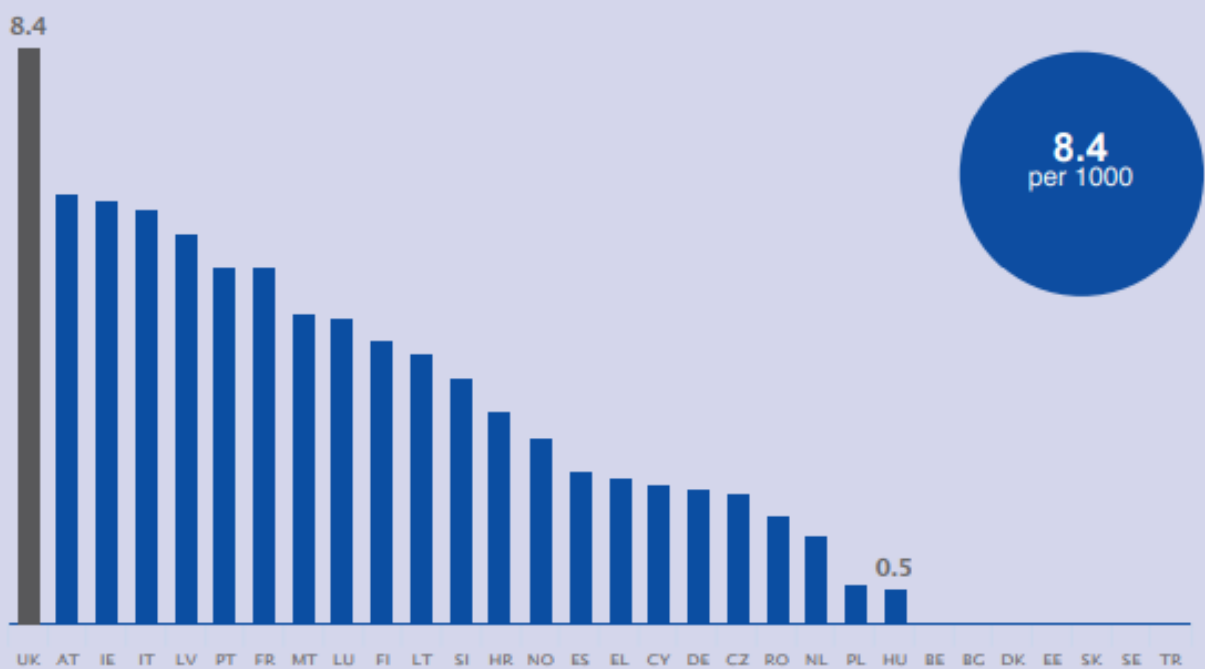
Amphetamines

Last year prevalence among young adults (15-34 years)



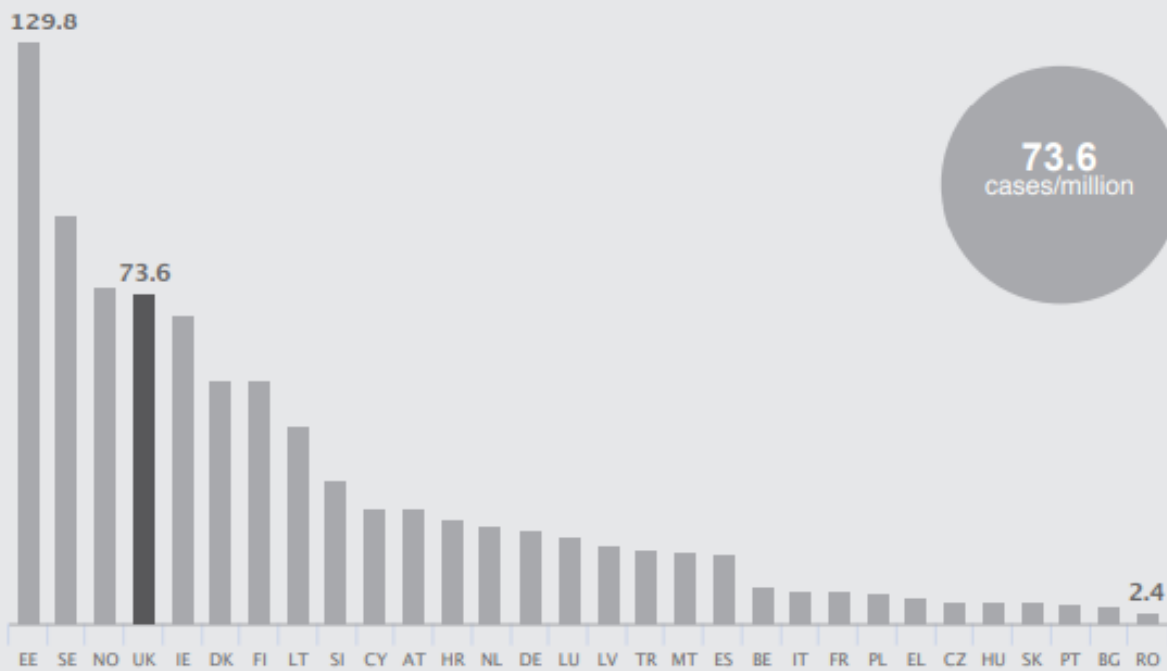
Opioids

High-risk opioid use (rate/1 000)



Drug-induced mortality rates

National estimates among adults (15-64 years)



HIV infections

Newly diagnosed cases attributed to injecting drug use

